

## Observation of two-center interference effects for electron impact ionization of N<sub>2</sub>

This content has been downloaded from IOPscience. Please scroll down to see the full text.

2015 J. Phys. B: At. Mol. Opt. Phys. 48 155203

(<http://iopscience.iop.org/0953-4075/48/15/155203>)

View [the table of contents for this issue](#), or go to the [journal homepage](#) for more

Download details:

IP Address: 166.111.26.183

This content was downloaded on 18/10/2015 at 09:49

Please note that [terms and conditions apply](#).

# Observation of two-center interference effects for electron impact ionization of N<sub>2</sub>

Hari Chaluvadi<sup>1</sup>, Zehra Nur Ozer<sup>2</sup>, Mevlut Dogan<sup>2</sup>, Chuangang Ning<sup>3</sup>, James Colgan<sup>4</sup> and Don Madison<sup>1</sup>

<sup>1</sup>Department of Physics, Missouri University of Science and Technology, Rolla, MO, USA

<sup>2</sup>Department of Physics, e-COL Laboratory, Afyon Kocatepe University, 03200, Afyonkarahisar, Turkey

<sup>3</sup>Department of Physics, and State Key Laboratory of Low-Dimensional Quantum Physics, Tsinghua University, Beijing 100084, People's Republic of China

<sup>4</sup>Theoretical Division, Los Alamos National Laboratory, Los Alamos, NM, USA

E-mail: [zehraengil@aku.edu.tr](mailto:zehraengil@aku.edu.tr)

Received 11 March 2015, revised 18 May 2015

Accepted for publication 21 May 2015

Published 26 June 2015



CrossMark

## Abstract

In 1966, Cohen and Fano (1966 *Phys. Rev.* **150** 30) suggested that one should be able to observe the equivalent of Young's double slit interference if the double slits were replaced by a diatomic molecule. This suggestion inspired many experimental and theoretical studies searching for double slit interference effects both for photon and particle ionization of diatomic molecules. These effects turned out to be so small for particle ionization that this work proceeded slowly and evidence for interference effects were only found by looking at cross section ratios. Most of the early particle work concentrated on double differential cross sections for heavy particle scattering and the first evidence for two-center interference for electron-impact triple differential cross section (TDCS) did not appear until 2006 for ionization of H<sub>2</sub>. Subsequent work has now firmly established that two-center interference effects can be seen in the TDCS for electron-impact ionization of H<sub>2</sub>. However, in spite of several experimental and theoretical studies, similar effects have not been found for electron-impact ionization of N<sub>2</sub>. Here we report the first evidence for two-center interference for electron-impact ionization of N<sub>2</sub>.

Keywords: electron impact ionization, two-center interference, N<sub>2</sub>

(Some figures may appear in colour only in the online journal)

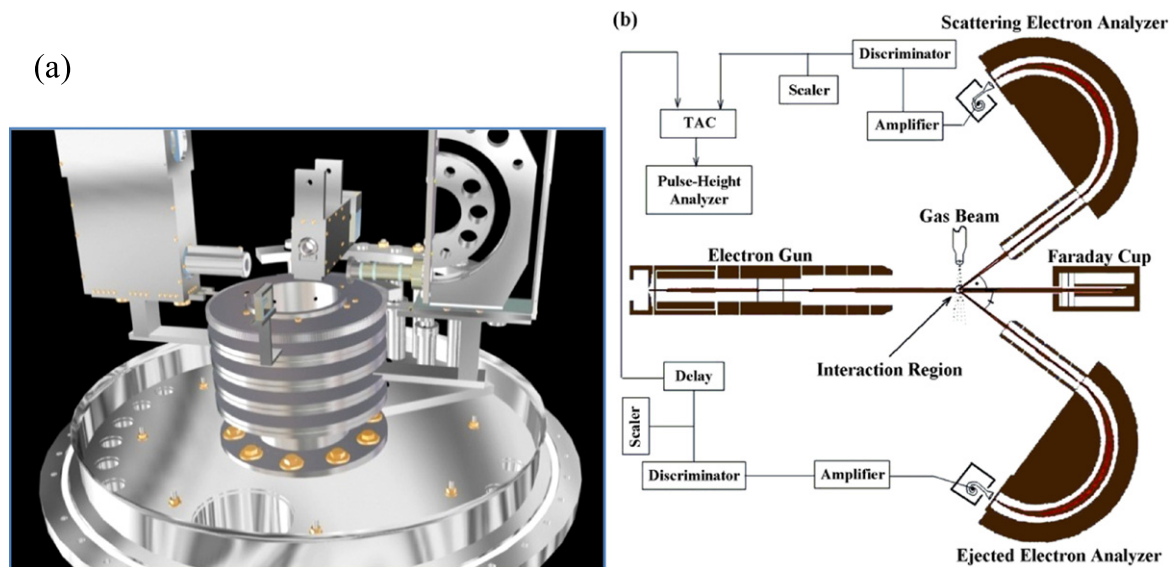
## Introduction

The concept of wave-particle duality is considered a milestone in the development of quantum mechanics. The observation of interference fringes from coherent light passing through two closely spaced slits became the basis for the modern wave theory of light. These early studies for photons helped establish the foundations of interference phenomena as a fundamental signature for quantum ideas and subsequent interference experiments for particle impact were carried out using several particles including electrons, neutrons and heavy species such as bare carbon ions and Kr ions [1–3].

The idea of interference in collisions of diatomic molecules with photons was first discussed by Cohen and Fano [4] in 1966. Based upon the wave-particle duality, one would expect that effects similar to those seen for photons should

also be seen for particle impact. Most of the early particle work concentrated on double differential cross sections and the first experimental evidence for double-slit interference effects in single ionization of molecules by ion impact was presented by Stolterfoht *et al* [3] in 2001. In 2002, Stia *et al* [5, 6] suggested that Cohen-Fano interference effects should also be expected for electron impact ionization of H<sub>2</sub>. The first evidence for electron-H<sub>2</sub> interference was reported by Milne-Brownlie *et al* [7] in 2007 by looking at the relative sizes of the binary and recoil peaks in the coplanar triple differential cross section (TDCS) for electron-impact ionization of H<sub>2</sub>. This observation was subsequently confirmed for different kinematics by Casagrande *et al* [8].

In the Cohen-Fano model, the incident projectile is a photon. Consequently, the only two-center interference physics contained in the model for the ejected electron is emission from



**Figure 1.** (a) Sketch of electron spectrometer. The main components are: electron gun, two electron analyzers and a Faraday cup and (b) coincidence electronics used to accumulate the coincidence timing spectrum at each set of kinematics.

two different scattering centers (i.e. the two slits in the Young's experiment). However, for incident electrons, there are (at least) three different possible two-center interference effects: (i) incident electron being diffracted by two scattering centers; (ii) scattered electron being emitted from two centers; and (iii) ejected electron wave being emitted from two centers. Madison and coworkers [9, 10] examined the three different types of possible two-center interference effects for electron-impact ionization of  $H_2$  using the molecular three-body distorted wave (M3DW) approximation. Since the model of Stia *et al* [5] is based upon the Cohen–Fano approach, the only two-center interference effects in this model is also the ejected electron being emitted from two nuclei. The M3DW calculations for  $H_2$  [9, 10], on the other hand, contain all three possible two-center interference effects and model calculations indicated that the most important contribution to two-center interference is coming from the diffraction of the incident projectile from two scattering centers.

As mentioned above, looking at the ratio of binary to recoil peaks provides indirect evidence for two-center interference effects at the molecular level. A different approach for finding Young's two-center interference effects for  $H_2$  was recently reported by our group. Cohen–Fano noted that the best way to look for double-slit interference effects was to look at the ratio of the molecular  $H_2$  cross section to the atomic H cross section. The logic is that this ratio, called the interference factor ( $I$ -factor), should contain only the two-center effects since the single center effects should cancel. Due to the difficulty of measuring atomic H cross sections, we looked at the ratio of molecular  $H_2$  to He cross sections both experimentally and theoretically and we found a rich structure in both the experiment and theory. This structure was interpreted as a direct observation of two-center interference effects and very nice agreement between experiment and theory was found [9, 10]. The Cohen–Fano  $I$ -factor [4] ( $I^{CF}$ )

(same as the Stia *et al* [5]  $I$ -factor) was only in very rough qualitative agreement with experiment and  $I^{CF}$  did not predict any of the detailed structure which indicates that the full two-center interference effects are much more complicated than just the double-slit component.

If two-center interference effects are present for  $H_2$ , then one would expect that they should also be seen for  $N_2$ . However, in spite of several searches, no conclusive evidence for two-center interference effects have been found for  $N_2$  (11–16). In a theoretical study of low incident-energy electron-impact ionization of the  $N_2$  ( $3\sigma_g$ ) molecular state, Gao *et al* [11] predicted strong Young's double slit type interference effects for highly asymmetric scattering for coplanar  $180^\circ$  (back scattering). Murray *et al* [12, 13] performed experiments on the  $3\sigma_g$  and  $3\sigma_u^*$  states of  $N_2$  in a coplanar asymmetric geometry and the predicted interference peak was outside the experimentally accessible angular range. Several other studies of TDCS for electron-impact ionization of  $N_2$  have been performed [14–16] and none of them found any evidence for two-center interference for  $N_2$ .

In this paper, we report a study looking for evidence of two-center interference in (e, 2e) ionization of  $N_2$  by looking at the  $I$ -factor which, in this case, is the ratio of the molecular  $N_2$  cross sections divided by the atomic nitrogen N cross sections. Similar to the  $H_2$  study, we do not have experimental data for ionization of atomic N. In this case, we use theoretical N cross sections calculated in the M3DW as the denominator for both experiment and theory (as has been routinely done for heavy particle scattering [2, 3]). In this paper, TDCS measurements and ratios are presented for ionization of the  $3\sigma_g$  valance molecular orbital of  $N_2$  in the intermediate-energy range and very strong interference effects are found. A preliminary report of this work was recently published in a conference series [17].

## Experiment

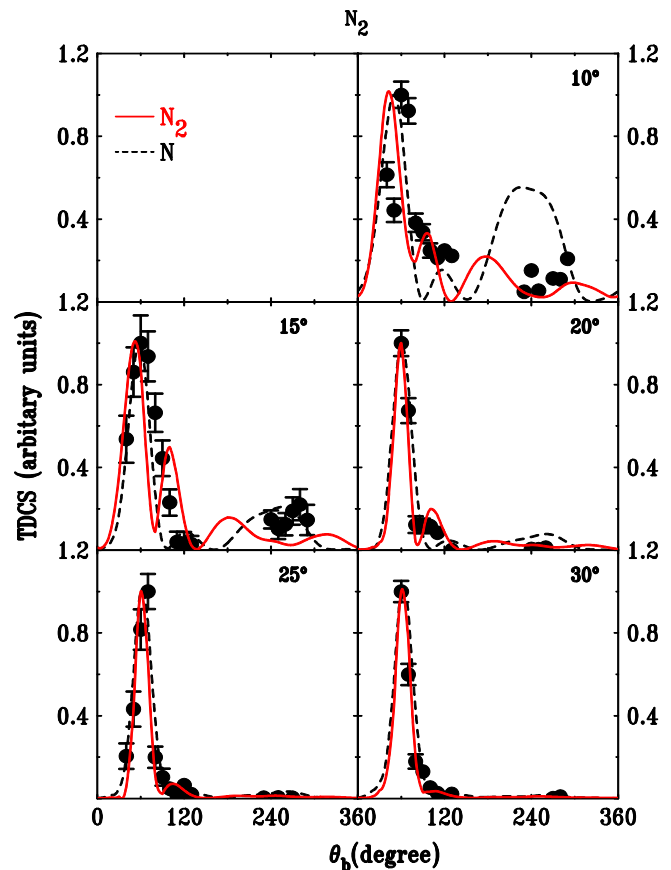
This study has been conducted in a conventional (e, 2e) spectrometer (see in figure 1(a)) which has been well documented in previous works [18, 19] and so will only be briefly described here. The spectrometers in electron collision laboratory (e-COL) have been used to measure TDCSs for electron impact ionization of He, Ar and H<sub>2</sub> [9, 10, 20–23]. A vacuum pressure of  $\approx 8.10^{-8}$  mbar is achieved. The magnetic field in the collision region is reduced to about 3 mG by using  $\mu$ -metal shielding as well as the Helmholtz coils that eliminate the Earth's magnetic field. The electron gun consists of a tungsten filament, and 7 element electrostatic lenses including electrostatic deflectors allowing the beam to be focused onto the 2 mm diameter interaction region. The incident electron beam energy can be varied from 40 to 350 eV. Typical electron currents are around 1–3  $\mu$ A and the electron current remains stable over a long time. It is essential for the (e, 2e) technique to obtain accurate knowledge of the energies of the incident, scattered and ejected electrons. Scattered and ejected electrons are determined by two hemispherical electrostatic analyzers. Each analyzer consists of a five element input electrostatic lens system and a Channeltron (CEM). The (e, 2e) technique has an advantage for identifying single ionization events for which the outgoing electrons are originated from the same ionization event. Using standard coincidence timing techniques, the arrival times of the electrons detected in each analyzer were used to determine if the electrons originated from the same ionization event. Coincidence electronics are shown in figure 1(b).

The results for ionization from  $3\sigma_g$  orbital of N<sub>2</sub> presented in this paper were collected in a coplanar asymmetric geometry, where the scattered and ejected electrons are detected on the same plane.

The incident electron current was around 3  $\mu$ A. In this study the obtained binding energy resolution was  $\approx 1.4$  eV (FWHM) for an incident electron energy  $E_0 = 250$  eV, with the scattered electron being detected in coincidence with an ejected electron with  $E_b = 50$  eV.

## Theory

We have used the M3DW approximation to calculate the TDCS for N<sub>2</sub> and the atomic 3-body distorted wave (3DW) approximation to calculate the TDCS for N. The theory for these calculations has been presented elsewhere [11, 25, 26] so we will not repeat the equations here. However, we should note that we have used the orientation-averaged molecular orbital approximation [24] which was shown to give very good agreement with experimental TDCS data for H<sub>2</sub>. For the N calculation, we have used Hartree–Fock bound state wavefunctions and for N<sub>2</sub>, we have used wavefunctions calculated using density functional theory. Finally, we have used the exact final state electron–electron interaction (normally called post-collision-interaction or PCI).

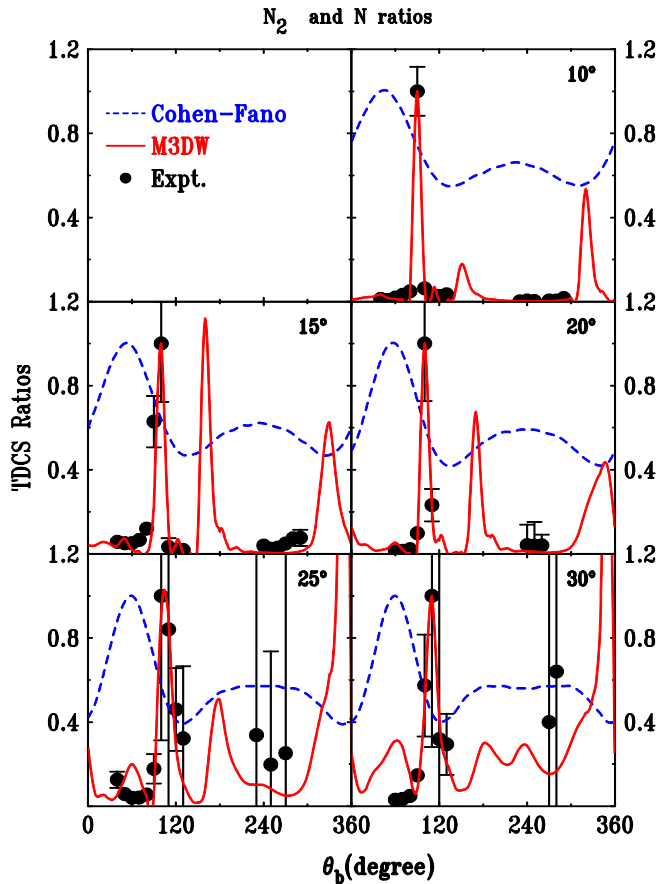


**Figure 2.** TDCS for 250 eV electron impact ionization of the  $3\sigma_g$  valance state of N<sub>2</sub> and atomic N as a function of the ejected electron angle  $\theta_b$ . The projectile scattering angle is noted in each sub-figure from 10° to 30° in steps of 5°. Solid circles—N<sub>2</sub> experimental data, solid (red) curve—M3DW calculations for the N<sub>2</sub> molecule and dashed (black) curve—3DW calculations for the nitrogen atom.

## Results and discussion

In previous papers, we compared experimental and theoretical interference factors (*I*-factors) for electron-impact ionization of the H<sub>2</sub> molecule [9, 10]. We found that the *I*-factor exhibited a very complicated structure and, overall, there was very good agreement between theoretical cross sections and experimental data. The observed theoretical and experimental two-center interference factor exhibited significantly more structured than the double-slit Cohen–Fano interference factor ( $I^{CF}$ ). We found that interference is more sensitive to the projectile scattering angle than the ejected electron energy and we found that projectile diffraction from two scattering centres is more important than the ejected electron being emitted from the two different centers [9].

Figure 2 compares the experimental and theoretical triple differential cross sections for 250 eV electron impact ionization of N<sub>2</sub> and N for fixed projectile scattering angles ranging from 10° to 30° by steps of 5° and a fixed ejected electron energy of 50 eV. For the smaller projectile scattering angles, theoretical binary peaks are slightly shifted to the lower ejected angles compared with the experimental data. However, the agreement with experiment improves for increasing



**Figure 3.** Interference factor for 250 eV electron impact ionization of the  $N_2$  molecule as a function of the ejected electron angle  $\theta_b$ . The projectile scattering angle is noted in each sub-figure from  $10^\circ$  to  $30^\circ$  in steps of  $5^\circ$ . Solid circles—experimental data, solid (red) curve—M3DW, and dashed (blue) curve— $I^{CF}$ .

projectile scattering angle and quite good agreement is found for the largest angles. The recoil peak intensity decreases with increasing projectile scattering angle, which is seen in both the theoretical and experimental data.

Theoretical calculations for  $N_2$  consistently predict a shoulder in the binary region around  $100^\circ$ , with the intensity of the shoulder decreasing with increasing projectile scattering angle from  $15^\circ$ . Although this shoulder is not seen in the experimental data, there is a small suggestion for the possibility of a shoulder at  $10^\circ$  and also perhaps at  $25^\circ$ . Overall, the theoretical calculations for  $N_2$  are in reasonably good agreement with the experimental data.

Figure 3 compares the experimental and theoretical  $I$ -factors (ratios of molecular to atomic cross sections). Since experimental atomic N cross sections are not available, we used theoretical N cross sections instead which is the norm for heavy particle scattering. We normalized both the experimental and theoretical interference factors to unity at the low angle maximum. Also included in figure 3 are the Cohen-Fano  $I$ -factors (which are the same as the Stia *et al*  $I$ -factors).

For the low-angle peak, both the M3DW results and experiment predict the peak at the same angle and they are in an excellent agreement. Theory predicts two more peaks—one around the  $150^\circ$  and one in the  $330^\circ$ – $360^\circ$  range, both of

which are inaccessible to experiment although there is a suggestion for the high-angle peak at large projectile scattering angles.

The Cohen-Fano  $I$ -factor  $I^{CF}$  predicts a broad peak for small ejected-electron angles with the maximum occurring at significantly smaller angles than was found in either the present experiment or theory. For the larger ejection angles,  $I^{CF}$  predicts a very broad small peak which is also not found in either the experiment or theory. For the  $H_2$  molecule, we found a qualitative agreement between our results and  $I^{CF}$ . However, for the  $N_2$  molecule, there is little similarity between  $I^{CF}$  and the present results which indicates that the three different possible two-center effects yield a much more complicated interference pattern than the single double-slit possibility.

Gao *et al* [11], found evidence for a strong interference effect for  $N_2$  in the scattering plane for electron emission at  $180^\circ$ . Andrew Murray's group looked for interference effects for  $N_2$  [13] and they did not find any. In this work, there is also a theoretical suggestion for interference effects near  $180^\circ$  (which is not experimentally accessible). On the other hand, the excellent agreement between experiment and theory found for the main peak around  $100^\circ$  represents the first direct evidence for two-center interference effects in electron-impact ionization of  $N_2$ . One might think that the theoretical peak results from the (probably) unphysical shoulder on the binary peak. However, we checked and this is not the case. There is no obvious shoulder in the experimental data and it has a peak at exactly the same angle as the theory. This peak is more strongly influenced by the shape of the atomic N cross sections than the molecular  $N_2$  cross sections. The weakness of this approach is that the same atomic cross sections are used for both experiment and theory and it would be much better to have experimental cross sections as we did for  $H_2$ . Nevertheless, we think that the good agreement between experiment and theory is significant and represents the first evidence for interference effects for  $N_2$ .

## Conclusions

We compared experimental and theoretical (e, 2e) cross sections and  $I$ -factors for 250 eV electron-impact ionization of the  $N_2$  molecule in the scattering plane. We found reasonably good agreement between the theoretical M3DW TDCS results and experiment. However comparing experiment and theory for the TDCS does not provide a very good method for identifying two-center interference effects since it is not clear how these effects are manifested in the cross sections. In 1966, Cohen-Fano [4] noted that a better test is to take ratios of the TDCS for the molecule divided by the TDCS for the corresponding atom (the  $I$ -factor). The logic was that dividing by the atomic cross sections would remove single center effects and leave only two-center effects.

Evidence for two-center interference effects have now been demonstrated for electron- $H_2$  scattering [7–10]. Although there were several experimental attempts to find two-center interference effects for  $N_2$ , no experimental

evidence has been found in prior work. In this work, we compared the theoretical and experimental  $I$ -factors for  $N_2$  and found a strong peak within the angular range of the binary peak and the theoretical and experimental results were in excellent agreement with each other. This observation represents the first evidence for two-center interference effects to be seen for  $N_2$ . The  $I$ -factor represents a better test for interference than looking directly at the TDCS since it is not clear how interference effects will be manifested directly in the cross sections. Previous works for  $N_2$  did not look at the  $I$ -factor and this is the reason they did not see any evidence for two-center interference.

## Acknowledgments

H C and D M acknowledge the support of the US National Science Foundation under Grant No. PHY-1068237, XSEDE resources provided [27] by the Texas Advanced Computing Center (Grant No. TG-MCA07S029) and partial computational work was performed with Institutional Computing resources made available through Los Alamos National Laboratory. C G N would like to acknowledge the support of the National Natural Science Foundation of China under Contract No. 11174175. The experimental part of this work was supported by the Scientific and Technological Research Council of Turkey (TUBITAK) through Grant No. 109T738 and by BAPK through Grant No. 12.FENED.05.

## References

- [1] Misra D, Kelkar A, Kadhane U, Kumar A, Tribedi L C and Fainstein P D 2006 Influence of Young-type interference on the forward-backward asymmetry in electron emission from  $H_2$  in collisions with 80 MeV bare C ions *Phys. Rev. A* **74** 060701
- [2] Misra D, Kelkar A, Kadhane U, Kumar A, Singh Y P, Tribedi L C and Fainstein P D 2007 Angular distribution of low-energy electron emission in collisions of 6 MeV  $u^{-1}$  bare carbon ions with molecular hydrogen: two-center mechanism and interference effect *Phys. Rev. A* **75** 052712
- [3] Stolterfoht N, Sulik B, Hoffmann V, Skogvall B, Chesnel J Y, Rangama J and Rivarola R D 2001 Evidence for interference effects in electron emission from  $H_2$  colliding with 60 MeV  $u^{-1}$  Kr 3 4+ ions *Phys. Rev. Lett.* **87** 023201
- [4] Cohen H D and Fano U 1966 Interference in the photo-ionization of molecules *Phys. Rev.* **150** 30
- [5] Stia C R, Fojón O A, Weck P F, Hanssen J, Joulakian B and Rivarola R D 2002 Molecular three-continuum approximation for ionization of  $H_2$  by electron impact *Phys. Rev. A* **66** 052709
- [6] Stia C R, Fojón O A, Weck P F, Hanssen J and Rivarola R D 2003 Interference effects in single ionization of molecular hydrogen by electron impact *J. Phys. B: At. Mol. Opt. Phys.* **36** L257
- [7] Milne-Brownlie D S, Foster M, Gao J, Lohmann B and Madison D H 2006 Young-type interference in (e, 2e) ionization of  $H_2$  *Phys. Rev. Lett.* **96** 233201
- [8] Casagrande E S, Naja A, Mezdari F, Lahmam-Bennani A, Bolognesi P, Joulakian B and Bray I 2008 (e, 2e) ionization of helium and the hydrogen molecule: signature of two-centre interference effects *J. Phys. B: At. Mol. Opt. Phys.* **41** 025204
- [9] Ozer Z N, Chaluvadi H, Ulu M, Dogan M, Aktas B and Madison D 2013 Young's double-slit interference for quantum particles *Phys. Rev. A* **87** 042704
- [10] Ozer Z N, Chaluvadi H, Ulu M, Dogan M, Aktas B and Madison D 2014 Young double slit interference effects at quantum level *J. Phys.: Conf. Ser.* **488** 012059
- [11] Gao J, Madison D H and Peacher J L 2005 Interference effects for low-energy electron-impact ionization of nitrogen molecules *Phys. Rev. A* **72** 032721
- [12] Murray A J, Hussey M J, Kaiser C, Gao J and Madison D H 2007 Electron impact ionization of molecules at low to intermediate energies—a search for Young's double slit type interferences *J. Electron Spectrosc. Relat. Phenom.* **161** 11–6
- [13] Murray A J, Hussey M J, Gao J and Madison D H 2006 States of  $N_2$ —comparison between experiment and theoretical predictions of the effects of exchange, polarization and interference *J. Phys. B: At. Mol. Opt. Phys.* **39** 3945–56
- [14] Hargreaves L R, Colyer C, Stevenson M A, Lohmann B, Al-Hagan O, Madison D H and Ning C G 2009 (e, 2e) study of two-center interference effects in the ionization of  $N_2$  *Phys. Rev. A* **80** 062704
- [15] Naja A, Staicu-Casagrande E M, Lahmam-Bennani A, Nekkab M, Mezdari F, Joulakian B and Madison D H 2007 Triply differential (e, 2e) cross sections for ionization of the nitrogen molecule at large energy transfer *J. Phys. B: At. Mol. Opt. Phys.* **40** 3775
- [16] Lahmam-Bennani A, Casagrande E S and Naja A 2009 Experimental investigation of the triple differential cross section for electron impact ionization of  $N_2$  and  $CO_2$  molecules at intermediate impact energy and large ion recoil momentum *J. Phys. B: At. Mol. Opt. Phys.* **42** 235205
- [17] Ozer Z N, Chaluvadi H, Madison D and Dogan M 2015 Interference effects for intermediate energy electron-impact ionization of  $H_2$  and  $N_2$  molecules *J. Phys.: Conf. Ser.* **601** 012003
- [18] Dogan M, Ulu M and Sise O 2007 Design, simulation and construction of an electron–electron coincidence spectrometer *J. Electron Spectrosc. Relat. Phenom.* **161** 58–62
- [19] Dogan M, Ulu M, Ozer Z N, Yavuz M and Bozkurt G 2013 Double differential cross-sections for electron impact ionization of atoms and molecules *J. Spectrosc.* **2013** 192917
- [20] Sise O, Dogan M, Okur I and Crowe A 2011 Electron-impact excitation of the (2p 2) 1D and (2s 2p) 1 P o autoionizing states of helium *Phys. Rev. A* **84** 022705
- [21] Ozer Z N, Sahlaoui M, Bouamoud M and Dogan M 2013 Theoretical and experimental studies on the electron impact ionization of helium at intermediate energies *Chin. J. Phys.* **51** 1330–5
- [22] Ulu M, Ozer Z N, Yavuz M, Zatsarinny O, Bartschat K, Dogan M and Crowe A 2013 Experimental and theoretical investigation of (e, 2e) ionization of Ar (3p) in asymmetric kinematics at 200 eV *J. Phys. B: At. Mol. Opt. Phys.* **46** 115204
- [23] Amami S, Ulu M, Ozer Z N, Yavuz M, Kazgoz S, Dogan M and Madison D 2014 Theoretical and experimental investigation of (e, 2e) ionization of argon 3p in asymmetric kinematics at intermediate energy *Phys. Rev. A* **90** 012704
- [24] Madison D H and Al-Hagan O 2010 *J. At. Mol. Opt. Phys.* **2010** 367180
- [25] Gao J, Madison D H and Peacher J L 2005 *J. Chem. Phys.* **123** 204314
- [26] Gao J, Madison D H and Peacher J L 2005 *J. Chem. Phys.* **123** 204302
- [27] Catlett C *et al* 2007 *HPC and Grids in Action* ed L Grandinetti (Amsterdam: IOS Press)